

Pedal Extension Mini

User Manual

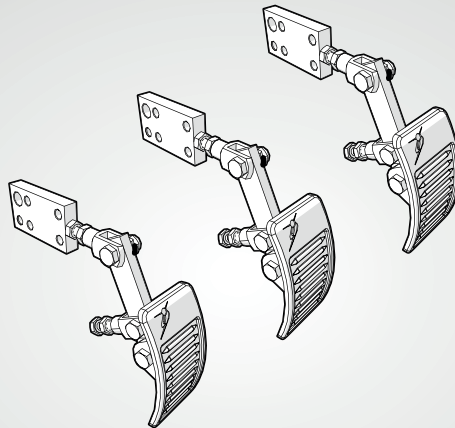


Table of contents

1 Introduction	3
1.1 Disclaimer	3
1.2 Product Information	3
2 Safety	4
3 Operation	5
3.1 How to Fold Away Pedal Extension	5
3.2 How to Unfold the Mini Pedal Extension	6
4 Support and Contact Information	7

1 Introduction

This manual must be read and its instructions understood before using the Pedal Extension Mini.

1.1 Disclaimer

Keep this manual for later use. The manufacturer is not responsible for incorrect installation. For safety reasons, only trained and authorized installer may install and service this product.

1.2 Product Information

The Pedal Extension Mini is a driving aid developed for drivers who need a short pedal extension of up to 10 cm. The pedal extensions are easy to fold away to give other drivers quick access to the vehicle.

2 Safety

If the driving environment has been compromised in any way, for instance a break-in or an accident, the pedal extension cannot be used until it is inspected and approved by the installer.

When exiting the vehicle it is important to note that the pedals are not put under any unnecessary strains or bumps.

Ensure that the pedals have enough room for movement and that the pedals do not interfere with or catch on any other parts.

If the pedal extension is too stiff or too loose, immediately contact the installer.

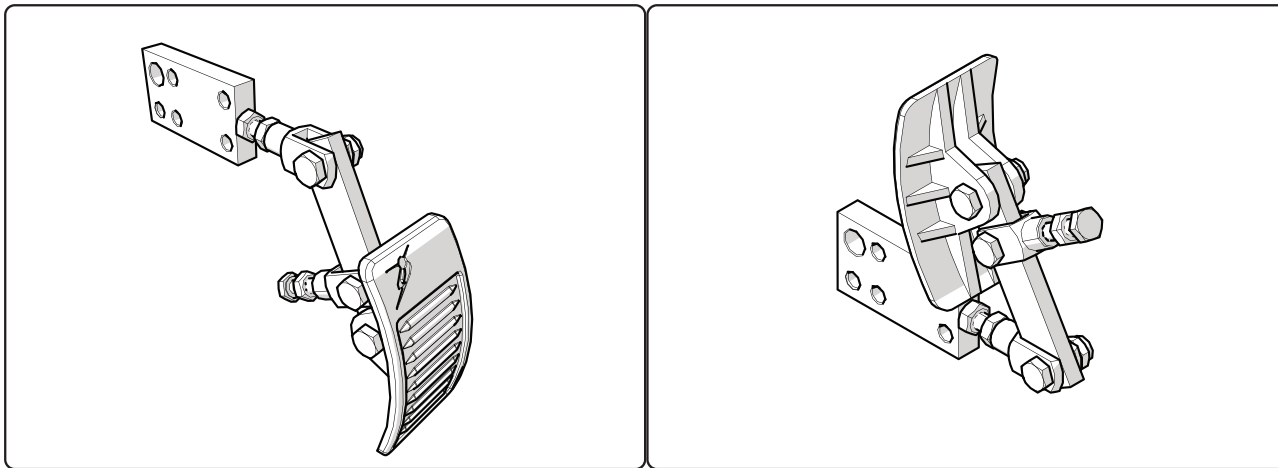
When folded away, make sure the extension bolt at the back of the Pedal Extension Mini do not come in contact with the drivers feet. Make sure the pedals stay securely upright when not in use.

3 Operation

3.1 How to Fold Away Pedal Extension


1. Lift the pedal extension upwards.

ATTENTION! The Pedal Extension must be firm in place and not come in to contact or catch hold of anything on the drivers side floor space.



3.2 How to Unfold the Mini Pedal Extension

1. Pull the pedal extensions in to place, with the bolt resting on the vehicles own pedals.



4 Support and Contact Information

Please contact your installation engineer if you require further assistance or need to ask questions about warranty. We recommend keeping the following information to hand at all times /

Contact details for the installation engineer /

Model/

Serial number/

Year of manufacture/

Date of purchase/

Notes/

EN

Support and contact information

8 Pedal Extension Mini



Accredited by SWEDAC as testing laboratory in accordance with ISO/IEC 17025:2018
Quality system certified in accordance with ISO 9001:2015

Illustrations, descriptions and specifications in the user manual are based on current product information. BraunAbility Europe AB reserves the right to make alterations without previous notice.

© 2020 BraunAbility Europe AB



Braunability Europe AB

Åkerivägen 7

443 61 Stenkullen

Sweden

Phone: +46 302 254 00

E-mail: info@braunability.eu

www.braunability.eu